



Use online folder **L19-2 Review** for the next item.



Listen to and repeat after file L19-2 text supplement. If you prefer, you can follow along the text on our Character booklet, page L19 Text Supplement, second section.



Use online folder **L19-2 Audio** for the next 2 items.



Listen to file L19-2-L1. Use our class map, follow the directions and write down the destinations in English or Chinese, (NO pinyin.)


1. (Start at 咖啡) \_\_\_\_\_      2. (Start at 橘) \_\_\_\_\_  
 3. (Start at 藍) \_\_\_\_\_      4. (Start at 黃) \_\_\_\_\_




Listen to file L19-2-L2. Write down the destination in each question, (in English or Chinese, NO pinyin.) Draw the route and mark these places by their numbers on the map. (⊠ marks where you start.)





1. \_\_\_\_\_      2. \_\_\_\_\_      3. \_\_\_\_\_      4. \_\_\_\_\_


_____	_____	_____	_____	_____
_____	_____	_____	_____	_____
_____	⊠ →	_____	_____	_____
_____	_____	_____	_____	_____
_____	_____	_____	_____	_____

 Do the 3 recordings below. Use online folder **L19-2 Audio** as instructed. Submit your recordings online under **L19-2 Recording Upload**.


 Text: Read and record the text on Character booklet, page L19 Text Supplement, second section.

 Say and record the dialogues based on the hints.

<p>1. 怎麼去</p> 	<p>2. 怎麼去</p> 
<p>3. 請問 怎麼走</p> 	<p>4. 怎麼走</p> 

 Listen to file **L19-2-S2** (in online folder **L19-2 Audio**). Give directions based on our class map. Make sure to specify if the destination is on the right or left side of the street. Record your directions.

1. (start at 橘 )
2. (start at 黑 )
3. (start at 紅 )
4. (start at 藍 )
5. (start at 黃 )


 Do L19-2 Write Words online to learn the strokes of each word.


 Writing

Color the radical	Read aloud	Write each word four times				# strokes/ pinyin
請	請問	請	請			
問	請問	問	問			
第	第二個	第	第			
就	就到了	就	就			
到	就到了	到	到			


 Fill in the blanks. (No repeats.)

一直走 請問 就到了 怎麼走 左 右

1. : [            ], 你叫什麼名字?

: 我叫白大衛。

2. : 請問, 去公園 [            ]?

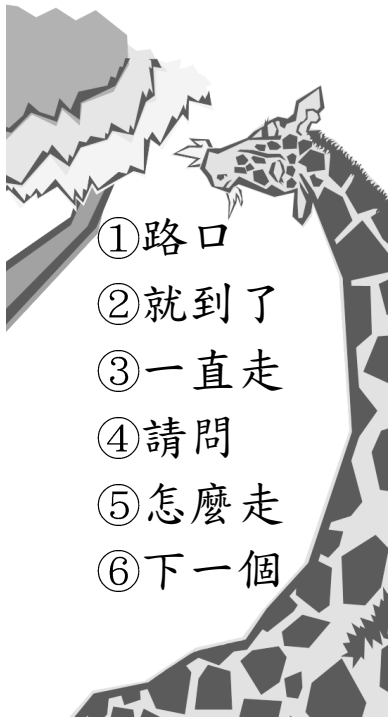
: [            ], 第二個路口左轉, [            ]。

3. 










桌子上的 [            ] 邊是香蕉, [            ] 邊是草莓。




 Fill in the blanks with numbers as shown below. (Can repeat.)



- ①路口
- ②就到了
- ③一直走
- ④請問
- ⑤怎麼走
- ⑥下一個

1. : \_\_\_\_\_ , 黃老師去哪裡?  
: 黃老師去動物園。  
: 去動物園 \_\_\_\_\_ ?  
: \_\_\_\_\_ , \_\_\_\_\_ 路口右轉, 動物園就在左邊。
2. : 妳想不想騎車去公園?  
: 好, 去公園 \_\_\_\_\_ ?  
: \_\_\_\_\_ , 第二個 \_\_\_\_\_ 左轉, \_\_\_\_\_ 。  
: \_\_\_\_\_ , 公園是在右邊嗎?  
: 不, 右邊是學校, 公園是在左邊。



 Read the following paragraph, then choose the correct answers.

妹妹今年七歲, 她上二年級。星期一到星期四, 媽媽天天開車帶她去上學。妹妹喜歡穿紅上衣和白裙子上學。

星期六, 我和妹妹一起騎車去公園。我家出來一直走, 第三個路口左轉, 公園就在右邊。公園裡人很多, 有的打籃球, 有的在跑步。我和妹妹在草地上, 跑來跑去踢足球。

- ( ) 1. 妹妹一星期上學(①三②四③五)天。
- ( ) 2. 妹妹怎麼去上學?(①坐校車②騎車③媽媽開車)。
- ( ) 3. 我和妹妹到公園(①騎車②跑步③踢足球)。



4. Draw the route from my house,  , to the park, and mark the park.

